


Performance Goals

Converter

Parent Stock Males



AGE (WEEKS)	BODY WEIGHT		BODY WEIGHT GAIN		CUMULATIVE FEED CONSUMPTION		WEEKLY FEED CONSUMED		FCR CUMULATIVE
	KG	LB	KG	LB	KG	LB	KG	LB	
0	0.07	0.15							
1	0.14	0.32	0.07	0.16	0.14	0.32	0.14	0.32	1.00
2	0.35	0.78	0.21	0.46	0.40	0.88	0.26	0.56	1.13
3	0.71	1.55	0.35	0.78	1.13	2.49	0.73	1.61	1.60
4	1.20	2.65	0.50	1.09	2.14	4.71	1.01	2.22	1.78
5	1.84	4.05	0.64	1.40	3.33	7.35	1.20	2.64	1.82
6	2.61	5.75	0.77	1.69	4.88	10.76	1.54	3.40	1.87
7	3.50	7.71	0.89	1.97	6.64	14.63	1.76	3.87	1.90
8	4.50	9.92	1.00	2.21	8.64	19.05	2.01	4.43	1.92
9	5.60	12.34	1.10	2.42	10.86	23.93	2.21	4.88	1.94
10	6.77	14.93	1.18	2.59	13.34	29.40	2.48	5.47	1.97
11	8.01	17.66	1.24	2.73	16.05	35.39	2.72	5.99	2.00
12	9.30	20.50	1.29	2.83	18.95	41.78	2.90	6.39	2.04
13	10.61	23.40	1.32	2.90	21.94	48.37	2.99	6.60	2.07
14	11.94	26.33	1.33	2.94	25.11	55.36	3.17	6.99	2.10
15	13.28	29.27	1.33	2.94	28.45	62.72	3.34	7.36	2.14
16	14.60	32.20	1.33	2.92	31.96	70.46	3.51	7.74	2.19
17	15.91	35.08	1.31	2.89	35.49	78.24	3.53	7.78	2.23
18	17.20	37.92	1.29	2.84	39.05	86.09	3.56	7.85	2.27
19	18.47	40.72	1.27	2.80	42.67	94.06	3.62	7.98	2.31
20	18.95	41.77	0.48	1.05	46.61	102.76	3.95	8.70	2.46
21	19.43	42.83	0.48	1.05	50.70	111.78	4.09	9.01	2.61
22	19.90	43.88	0.48	1.05	54.93	121.11	4.23	9.33	2.76
23	20.38	44.93	0.48	1.05	59.31	130.75	4.38	9.65	2.91
24	20.86	45.98	0.48	1.05	63.83	140.71	4.52	9.96	3.06
25	21.34	47.04	0.48	1.05	68.49	150.99	4.66	10.28	3.21
26	21.77	47.98	0.43	0.95	73.13	161.23	4.64	10.24	3.36
27	22.20	48.93	0.43	0.95	77.91	171.75	4.77	10.52	3.51
28	22.63	49.88	0.43	0.95	82.81	182.56	4.90	10.81	3.66
29	23.05	50.83	0.43	0.95	87.84	193.65	5.03	11.09	3.81
30	23.44	51.67	0.38	0.84	92.81	204.61	4.97	10.96	3.96

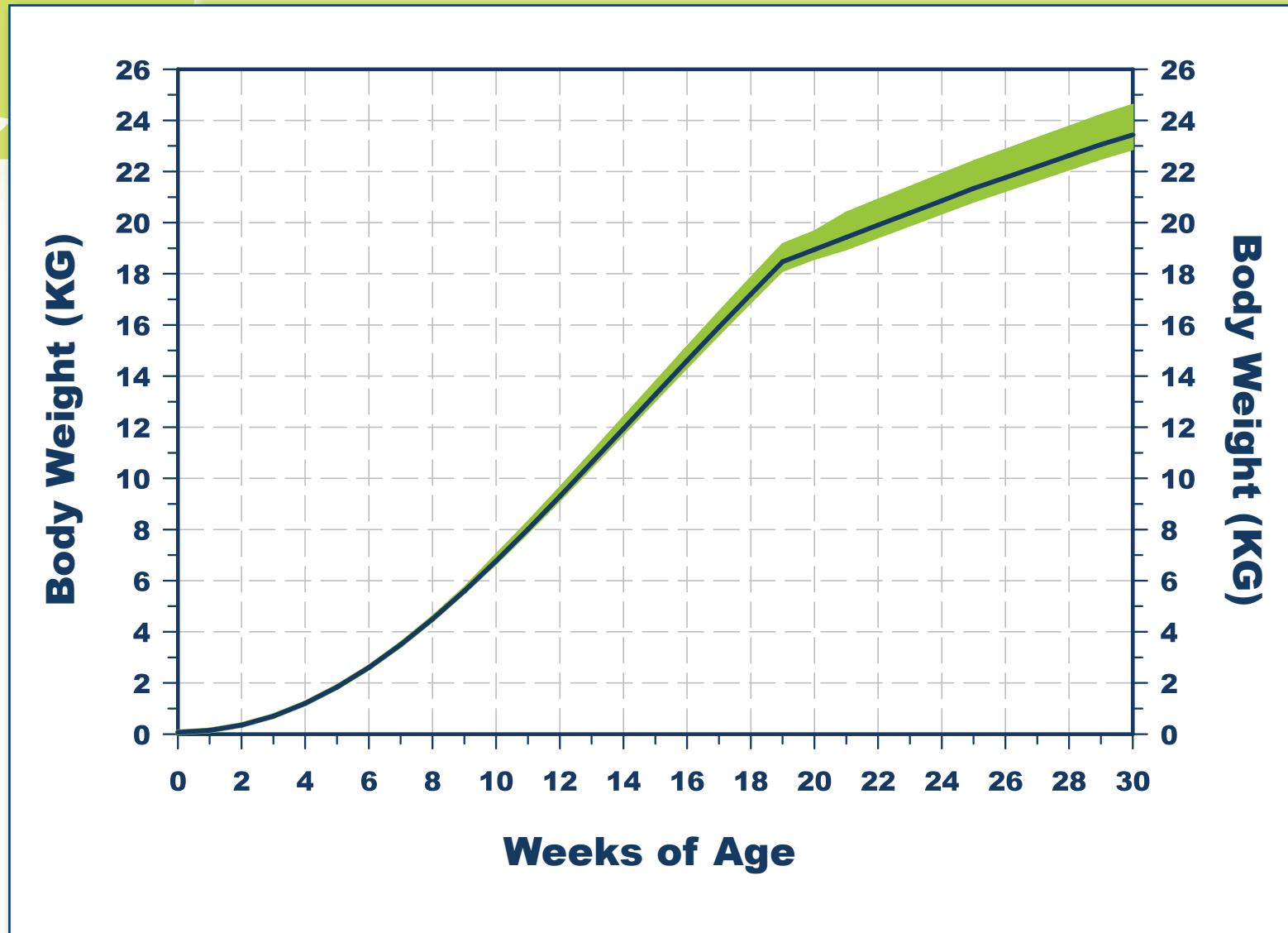
These goals are based upon results achieved with minimal allowance for mortality and using Hybrid's feed specifications.

Results will be affected by feeding program, water quality, environment, flock health and growing density.

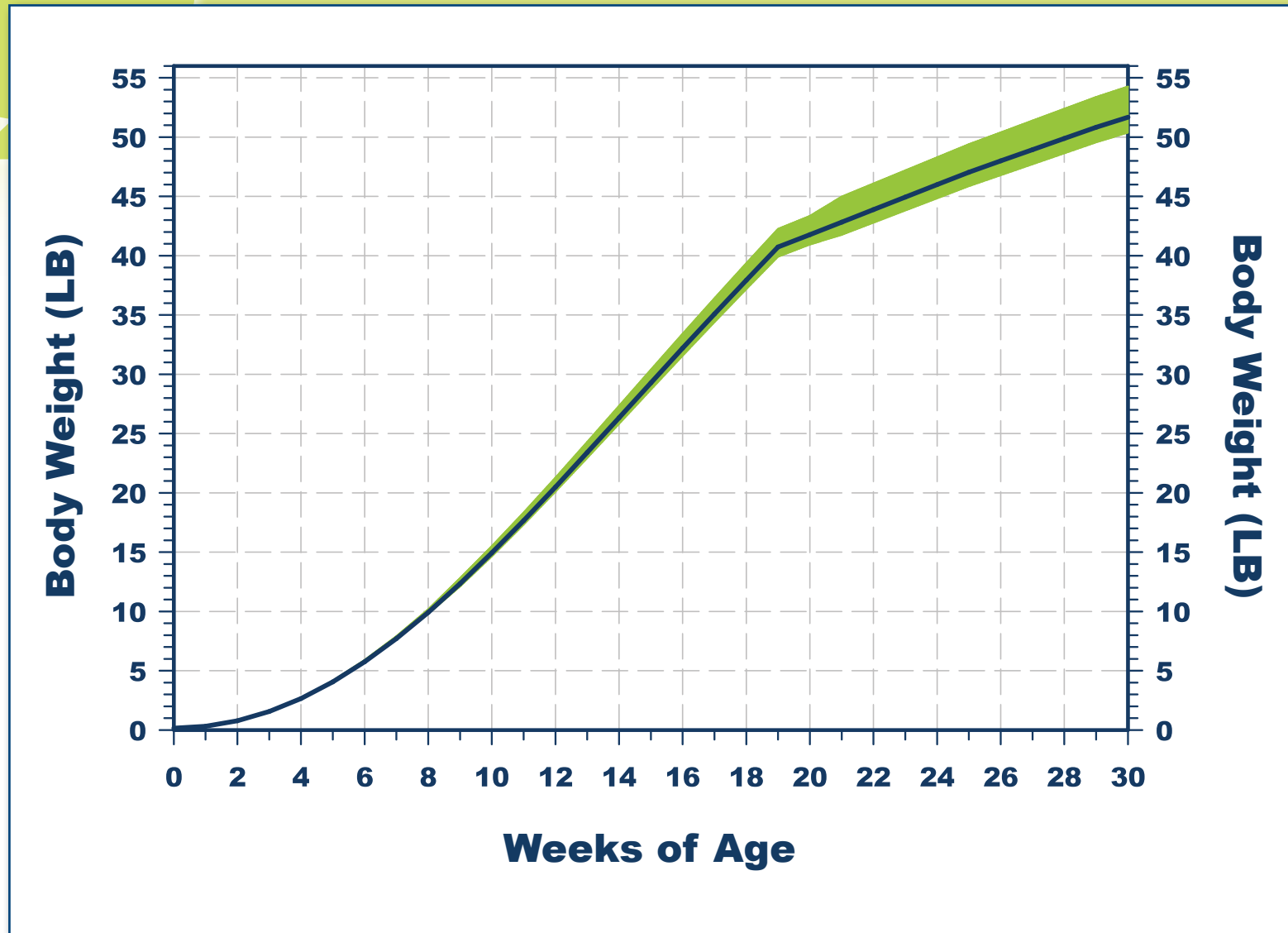
Acceptable % deviation from the bodyweight targets are: 0 to 8 wks: 1.25% below target to 2.5% above target;
9 to 20 wks: 2% below target to 3.75% above target; 21 to 30 wks: 2.5% below target to 5% above target.

Acceptable % deviation from the feed consumption targets are: 0 to 30 wks: 5% below target to 5% above target.

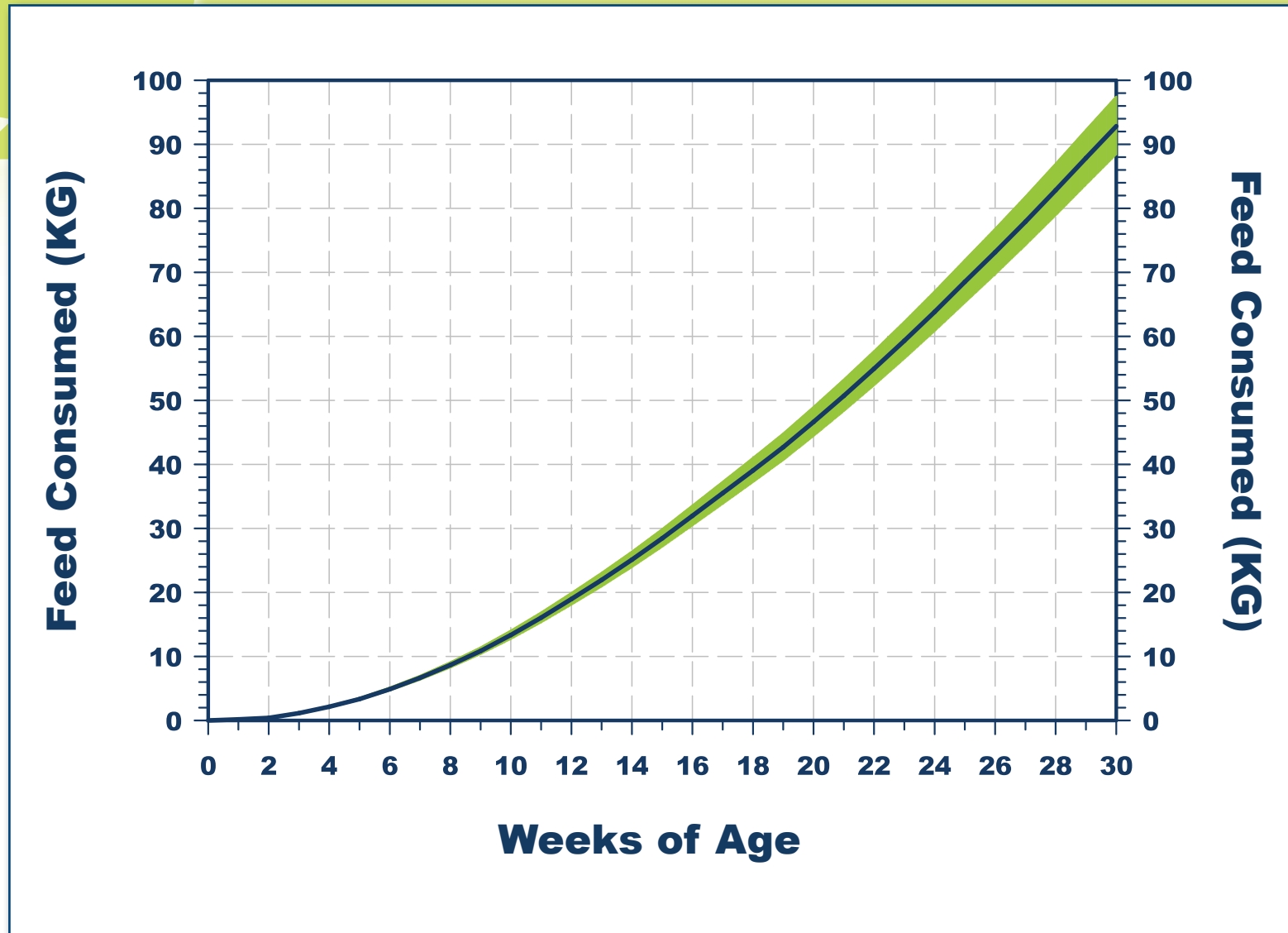
Body Weight Curve Converter Parent Stock Males



Body Weight Curve Converter Parent Stock Males



Feed Intake Curve Converter Parent Stock Males



Feed Intake Curve Converter Parent Stock Males

